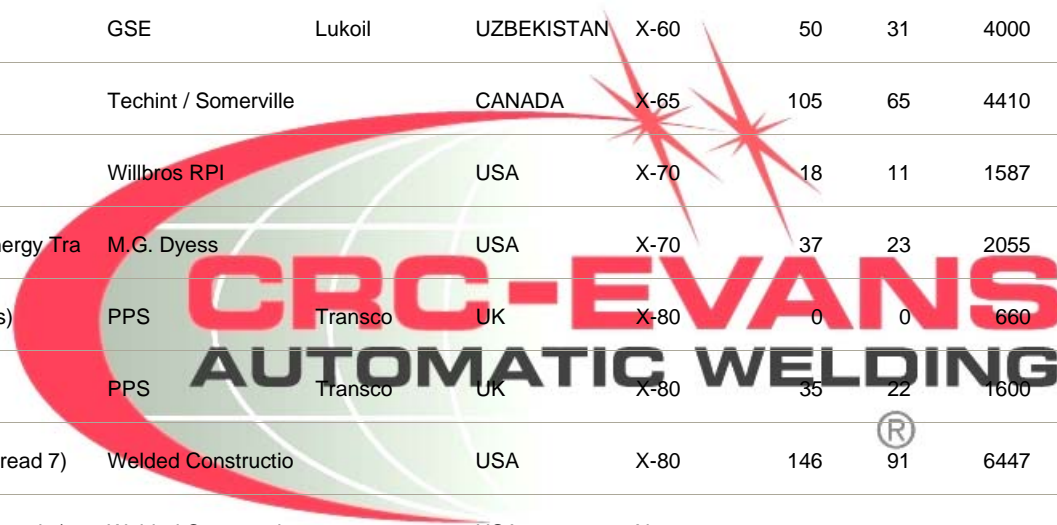


Summary of Projects 2000 to Present (Onshore)

<i>Year</i>	<i>Project Name</i>	<i>Contractor</i>	<i>Owning</i>	<i>Location</i>	<i>Material</i>	<i>KM</i>	<i>Miles</i>	<i>Welds</i>	<i>Dia in "</i>	<i>WT 1</i>	<i>WT 2</i>
2008	West-East Pipeline	CPP	CNPC	CHINA	X-70		0	0	42.00		
2007	Transwestern Phoenix Lateral	Gregory & Cook		USA	X-80	201	125	8250	36.00	.340	.432
2007	VSTO	JSC Stroyservice	Transneft	RUSSIA	X-70	45	28	3600	48.00	19.0	22.0
2007	SESH Spread 2	M.G. Dyess		USA		133	83	7647	36.00	.386	.515
2007	SESH spread 2	Henkels & McCoy		MEXICO	X-70	74	46	6077	42.00	0.617	0.740
2007	SESH Spread 3	Willbros RPI		USA	X-70	169	105	10223	42.00	.427	.450
2007	SESH Spread 1	Willbros RPI		USA	X-70	132	82	7983	36.00	.386	.515
2007	Sale P260 and P600	CPP		CHINA	X-70/X-80	0	0	0	40.00	-	-
2007	Sakhalins Fault Lines	Starstroi	Sakhalin Energ	RUSSIA	X-70	15	9	1000	48.00	27.0	25.0
2007	LLC Louisiana	Bayou Welding Wor		USA		0	0	500	18.00	.750	.812
2007	Energy Transfer II	Rockford Corporatio		USA	X-70	87	54	4379	0.00	.484	.750
2007	Energy Transfer Part II	MG Dyess		USA	X-70	100	62	5251	36.00	.415	.597
2007	Sale P260 and P600	CPP		CHINA	X-70/X-80	0	0	0	0.00	-	-

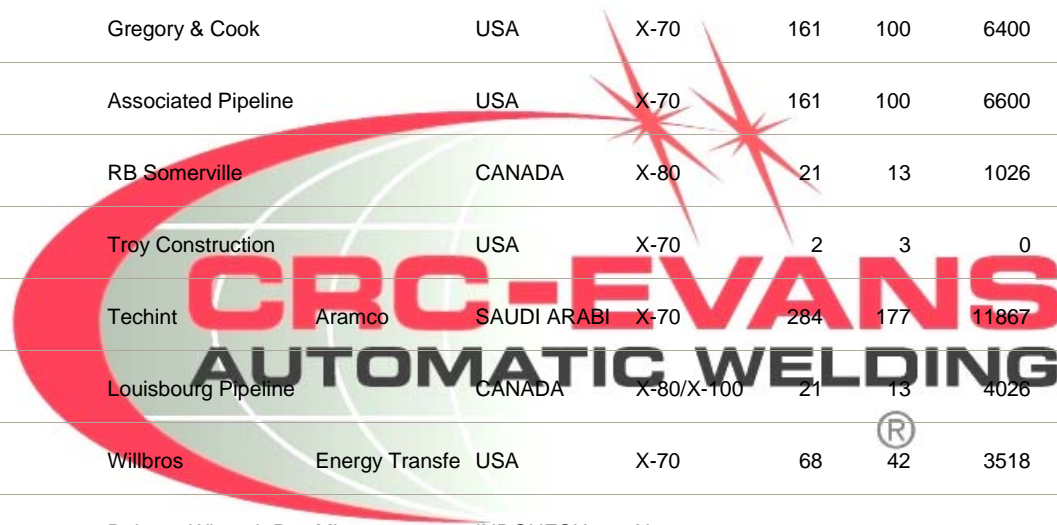
<i>Year</i>	<i>Project Name</i>	<i>Contractor</i>	<i>Owning</i>	<i>Location</i>	<i>Material</i>	<i>KM</i>	<i>Miles</i>	<i>Welds</i>	<i>Dia in "</i>	<i>WT 1</i>	<i>WT 2</i>
2007	MPN-2	NEDL	Petrobras	BRAZIL	X-70	100	62	8000	26.00	0.438	0.500
2007	Sale Yamal Spread 3	Gazstroyconsulting	Gazprom	RUSSIA	X-80	0	0	0	56.00	24.0	27.0
2007	Sale Yamal Spread 2	Gazstroyconsulting	Gazprom	RUSSIA	X-80	0	0	0	56.00	24.0	27.0
2007	Sale Yamal Spread 1	Gazstroyconsulting	Gazprom	RUSSIA	X-80	0	0	0	56.00	24.0	27.0
2007	Sour Gas Pipeline	GSE	Lukoil	UZBEKISTAN	X-60	50	31	4000	28.00	20.6	-
2007	Waupisoo	Techint / Somerville		CANADA	X-65	105	65	4410	30.00	0.389	0.405
2007	Sabine Pass Pipeline	Willbros RPI		USA	X-70	18	11	1587	42.00	0.600	0.864
2007	Eagle Mountain to Ponder Energy Tra	M.G. Dyess		USA	X-70	37	23	2055	36.00	0.497	0.597
2007	Brecon to Hay on Wye (tie-ins)	PPS	Transco	UK	X-80	0	0	660	48.00	22.9	-
2007	Brecon to Hay on Wye	PPS	Transco	UK	X-80	35	22	1600	48.00	15.9	22.9
2007	Rockies Express Pipeline (spread 7)	Welded Constructio		USA	X-80	146	91	6447	42.00	0.486	-
2007	Rockies Express Pipeline (spread 6)	Welded Constructio		USA	X-80	137	85	5636	42.00	0.486	-
2007	Rockies Express Pipeline (spread 5)	Latex Construction		USA	X-80	164	102	6767	42.00	0.540	-
2007	Rockies Express Pipeline (spread 4)	Gregory & Cook		USA	X-80	177	110	7159	42.00	0.540	0.648



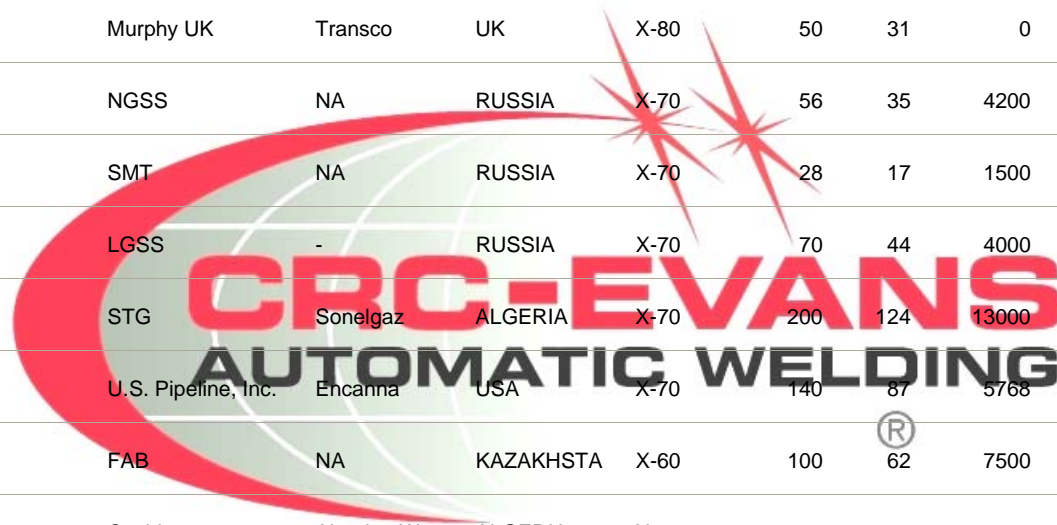
<i>Year</i>	<i>Project Name</i>	<i>Contractor</i>	<i>Owning</i>	<i>Location</i>	<i>Material</i>	<i>KM</i>	<i>Miles</i>	<i>Welds</i>	<i>Dia in "</i>	<i>WT 1</i>	<i>WT 2</i>
2007	Rockies Express Pipeline (spread 2)	Sheehan		USA	X-80	156	97	6450	42.00	0.540	-
2007	Rockies Express Pipeline (spread 1)	Associated Pipeline		USA	X-80	193	120	7900	42.00	0.486	-
2007	Hay on Wye to Tireley	Murphy UK	Transco	UK	X-80	73	45	3710	48.00	15.9	22.9
2007	VSTO	CPP	-	RUSSIA	X-70	100	62	8000	48.00	19.0	22.0
2007	GEM II Looping	Cosider	Sonatrach	ALGERIA	X-70	250	155	11650	48.00	12.5	14.3
2006	GK-1	STG		ALGERIA	X-65	130	81	11000	40.00	12.6	-
2006	Geregu Gas Transmission	Zakhem Constructio	NGC	NIGERIA	X-60	196	122	15200	36.00	12.7	-
2006	SEG	LGSS	Gazprom	RUSSIA	X-70	70	44	4000	56.00	21.6	25.0
2006	Corridor Pipeline Expansion Project	Waschuk	-	CANADA	X-70	120	75	13776	42.00		
2006	Energy Transfer II	Energy Transfer	RPI	USA	X-70	58	93	3518	42.00	0.484	0.580
2006	Medgaz North + III	Cosider	Sonatrach	ALGERIA	X-70	250	155	10000	48.00	14.3	-
2006	Bourgas-Alexandroopolis	Gasstroyontaj	Depa	GREECE	X-65	30	19	1500	36.00	14.3	-
2006	M300 sale	Chemo Aharon Ltd	-	ISRAEL	X-60 + X70	15	9	1300	30.00	15	
2006	VSTO	FAB (Nacap)	Transneft	RUSSIA	X-70	100	62	8000	42.00	14.3	17.5



<i>Year</i>	<i>Project Name</i>	<i>Contractor</i>	<i>Owning</i>	<i>Location</i>	<i>Material</i>	<i>KM</i>	<i>Miles</i>	<i>Welds</i>	<i>Dia in "</i>	<i>WT 1</i>	<i>WT 2</i>
2006	P600	Troy Construction		USA	X-65	5	3	400	42.00	0.938	-
2006	NGPL	Attila Dogan	Botas	TURKEY	X-65	100	62	8000	36.00	11.1	-
2006	Jonah Pipeline Expansion	U.S. Pipeline, Inc.	Colorado	USA	X-70	121	75	5000	36.00	0.515	
2006	Reliance	CPPB	Reliance	INDIA	X-70	100	62	8000	48.00	17.2	20.6
2006	Entrega Pipeline	Gregory & Cook		USA	X-70	161	100	6400	42.00	0.617	-
2006	Entrega Pipeline	Associated Pipeline		USA	X-70	161	100	6600	42.00	0.617	
2006	TCPL Les Cedres	RB Somerville		CANADA	X-80	21	13	1026	36.00	0.362	0.425
2006	PFM rental	Troy Construction		USA	X-70	2	3	0	42.00	1.0	-
2006	Khursaniya PL	Techint	Aramco	SAUDI ARABI	X-70	284	177	11867	30.00	0.375	0.469
2006	Tcpl-Les Cedres	Louisbourg Pipeline		CANADA	X-80/X-100	21	13	4026	24.00	0.342	0.425
2006	Energy Transfer	Willbros	Energy Transfe	USA	X-70	68	42	3518	42.00	0.322	0.484
2006	Wira	Rabana-Winatek-Pe	Migas	INDONESIA	X-70	120	75	9000	36.00	15.7	-
2006	Urengoi	LGSS	Gazprom	RUSSIA	X-70	40	25	4000	56.00	15.7	18.7
2006	VSTO	STG	Transneft	RUSSIA	X-70	70	44	0	48.00	16.0	22.0



<i>Year</i>	<i>Project Name</i>	<i>Contractor</i>	<i>Owning</i>	<i>Location</i>	<i>Material</i>	<i>KM</i>	<i>Miles</i>	<i>Welds</i>	<i>Dia in "</i>	<i>WT 1</i>	<i>WT 2</i>
2006	VSTO	NGSS	Transneft	RUSSIA	X-70	50	31	6500	42.00	12.5	20.7
2006	Dahey-Uran Lot C	STG	Gail	INDIA	X-70	107	67	8300	30.00	11.9	14.3
2006	Kauther Pipeline	TOCO	PDO	OMAN	X-70	80	50	7000	36.00	0.433	-
2006	Drill Pipe	Shell	Shell	USA	X-45	0	0	7000	4.00	0.237	-
2006	Ganstead-Asselby project	Murphy UK	Transco	UK	X-80	50	31	0	48.00	15.3	22.1
2005	Torschok Looping	NGSS	NA	RUSSIA	X-70	56	35	4200	56.00	15.7	-
2005	SEG	SMT	NA	RUSSIA	X-70	28	17	1500	56.00	21.7	25.8
2005	Urengoi	LGSS	-	RUSSIA	X-70	70	44	4000	56.00	18.7	15.7
2005	Sonelgaz	STG	Sonelgaz	ALGERIA	X-70	200	124	13000	42.00	12.7	-
2005	Entrega Gas	U.S. Pipeline, Inc.	Encanna	USA	X-70	140	87	5768	36.00		
2005	Atasu-Alashankou	FAB	NA	KAZAKHSTA	X-60	100	62	7500	32.00	7.9	8.7
2005	Waterline Oran	Cosider	Algerian Water	ALGERIA	X-60	12	8	2000	48.00	11.1	-
2005	Shah Deniz	Gunsail	Botas	TURKEY	X-65	175	109	14000	42.00	12.7	-
2005	Sakhalin 2	Starstroj	Sakhalin Energ	RUSSIA	X-65	0	0	0	24.00	8.0	9.5




<i>Year</i>	<i>Project Name</i>	<i>Contractor</i>	<i>Owning</i>	<i>Location</i>	<i>Material</i>	<i>KM</i>	<i>Miles</i>	<i>Welds</i>	<i>Dia in "</i>	<i>WT 1</i>	<i>WT 2</i>
2005	Sakhalin-2	Starstroi	Sakhalin Energ	RUSSIA	X-70	0	0	0	48.00	17.6	21.1
2005	Sakhalin-1, section 2 Mainland	SMU-4	Exxon	RUSSIA	X-60	80	50	6500	24.00	11.9	-
2005	Bathgate-Newarthill	Murphy UK	Transco	UK	X-70	20	12	960	48.00	25.4	-
2005	Medgaz-South	Cosider	Sonatrach	ALGERIA	X-70	200	124	14000	48.00	12.7	-
2005	SEG	LGSS	NA	RUSSIA	X-70	50	31	3700	56.00	15.7	21.3
2004	Sakhalin 2	Starstroi	Sakhalin Energ	RUSSIA	X-70	40	25	0	48.00	17.6	21.1
2004	Sakhalin 2	Starstroi	Sakhalin Energ	RUSSIA	X-70	40	25	0	48.00	17.6	21.1
2004	PFM Sale	Starstroi	NA	RUSSIA	NA	0	0	0	20.00		
2004	PFM Sale	Starstroi	NA	RUSSIA	NA	0	0	0	24.00		
2004	PFM Sale	Starstroi	NA	RUSSIA	NA	0	0	0	48.00		
2004	Sakhalin-1 Stations	VECO	Exxon	RUSSIA	X-65	0	0	3000	24.00	76.2	-
2004	Pochinki - Izobilnoe	LGSS	Gazprom	RUSSIA	X-70	90	56	4300	56.00	15.7	18.7
2004	STRO-Torzhok	NGSS	Gazprom	RUSSIA	X-70	50	31	3000	56.00	15.7	18.7
2004	CIG - 3A	US Pipeline	CIG / El Paso	USA	X-80	8	5	300	30.00	-	-




<i>Year</i>	<i>Project Name</i>	<i>Contractor</i>	<i>Owning</i>	<i>Location</i>	<i>Material</i>	<i>KM</i>	<i>Miles</i>	<i>Welds</i>	<i>Dia in "</i>	<i>WT 1</i>	<i>WT 2</i>
2004	CIG - 3	US Pipeline	CIG / El Paso	USA	X-80	193	120	7754	36.00	0.464	0.556
2004	CIG - 2	US Pipeline	CIG / El Paso	USA	X-80	217	135	8775	36.00	0.464	0.556
2004	CIG - 1 (Cheyenne Plains)	Associated Pipeline	CIG / El Paso	USA	X-80	201	125	8000	36.00	0.464	0.556
2004	P260 Sale	Acute Technology	Various	USA	Various	0	0	0		-	-
2004	Potschinski - Radionovka II	FAB	Gazprom	RUSSIA	X-70	12	8	1000	56.00	-	-
2004	Potschinski - Radionovka I	FAB	Gazprom	RUSSIA	X-70	35	22	3000	56.00	15.7	-
2004	Sakhalin 2 - 4	Starstroi	SEIC	RUSSIA	X-70	125	78	10500	48.00	17.6	21.1
2004	Sakhalin 2 - 3	Starstroi	SEIC	RUSSIA	X-70	104	65	8800	48.00	17.6	21.1
2004	Sakhalin 2 - 2	Starstroi	SEIC	RUSSIA	X-70	114	71	9600	48.00	17.6	21.1
2004	Sakhalin 2 - 1C	Starstroi	SEIC	RUSSIA	X-70	61	38	5100	48.00	17.6	21.1
2004	Sakhalin 2 - 1C	Starstroi	SEIC	RUSSIA	X-65	89	55	7500	24.00	8.0	9.5
2004	Gas Export Line Capacity Expansion	Punj Lloyd	PDO	OMAN	X-70	267	166	19300	48.00		
2004	Peerless	Louisbourg Pipeline	TCPL	CANADA	X-100, X12	4	2	280	36.00		
2004	PFM Sale	LSM	Various	RUSSIA	Various	0	0	0		-	-



<i>Year</i>	<i>Project Name</i>	<i>Contractor</i>	<i>Owning</i>	<i>Location</i>	<i>Material</i>	<i>KM</i>	<i>Miles</i>	<i>Welds</i>	<i>Dia in "</i>	<i>WT 1</i>	<i>WT 2</i>
2004	PFM's Sale	SMT	NA	RUSSIA	NA	0	0	0	48.00		
2004	PFM's Sale	SMT	NA	RUSSIA	NA	0	0	0	24.00		
2004	Trinidad	Bechtel Ltd.	NGC	TRINIDAD	X-70	72	45	6690	56.00		
2004	Urengoi	LGSS	Gazprom	RUSSIA	X-70	40	25	2200	56.00	15.7	18.7
2003	Looping	STG	Gazprom	RUSSIA	X-70	24	15	1980	56.00	15.7	-
2003	Gail spread 4	Punj Lloyd	GAIL	INDIA	X-70	0	0	5000	42.00		
2003	P-260 Sale	ABB Vetco Gray	Various	USA	N/A			0			
2003	PFM rental	Horizon Offshore	NA	USA	N/A	90	56	0	24.00		
2003	Sakhalin 1	SMU-4	Exxon	RUSSIA	X-65	180	112	10400	24.00	9.5	12.5
2003	Sakhalin 2 Section 1B	Starstroi	SEIC	RUSSIA	X-60	202	126	16600	20.00	9.5	-
2003	Sakhalin 2 Section 1A	Starstroi	SEIC	RUSSIA	X-60	140	87	11300	20.00		
2003	GME 2	Cosider	Sonatrach	ALGERIA	X-70	300	186	13500	48.00		
2003	Sakhalin 2 Section 4	Starstroi	SEIC	RUSSIA	X-60	160	99	15500	24.00		
2003	Sakhalin 2 Section 3	Starstroi	SEIC	RUSSIA	X-60	115	72	13000	24.00		



<i>Year</i>	<i>Project Name</i>	<i>Contractor</i>	<i>Owning</i>	<i>Location</i>	<i>Material</i>	<i>KM</i>	<i>Miles</i>	<i>Welds</i>	<i>Dia in "</i>	<i>WT 1</i>	<i>WT 2</i>
2003	Sakhalin 2 Section 2	Starstroi	SEIC	RUSSIA	X-60	174	108	14100	24.00		
2003	P260 Sale / Rental of Bands	ABB Vetco	Various	USA	Various	0	0	0	10.00	0.450	-
2003	NAD-Dolina	NGSS	Naftagaz	UKRAINE	X-60	55	34	4800	21.00	8.00	9.00
2003	P-200 rental	Acute	Various	USA	Various	0	0	0		-	-
2003	Gail Spread 2	Punj Lloyd	Gail	INDIA	X-70	100	62	0	42.00		
2003	Gail Spread 3	Punj Lloyd	Gail	INDIA	X-70	150	93	12000	42.00		
2003	Gail Spread 4	Punj Lloyd	Gail	INDIA	X-70	190	118	15000	42.00		
2003	Baltic II	NGSS	Transneft	RUSSIA	X-65	45	30	6700	40.00	10.00	11.00
2003	Gail Line Spread 1A, 1B, 1C	Punj Lloyd	Gail	INDIA	X-70			12500	42.00		
2003	Gaziantep-Mersin	Limak Insaat	Botas	TURKEY	X-65	200	125	15000	40.00	11.90	-
2003	Baltic I Line	SMT	Transneft	RUSSIA	X-65	60	37	4000	40.00	9.00	10.00
2003	BTC - C1	Punj Lloyd/Limak J	BTC	TURKEY	X-65	265	165	16000	42.00	10.310	20.620
2003	BTC - C2	Punj Lloyd/Limak J	BTC	TURKEY	X-65	160	99	9000	34.00	8.740	19.050
2003	BTC - B2	STA JV	BTC	TURKEY	X-65	200	124	12800	42.00	10.3	20.620




<i>Year</i>	<i>Project Name</i>	<i>Contractor</i>	<i>Owning</i>	<i>Location</i>	<i>Material</i>	<i>KM</i>	<i>Miles</i>	<i>Welds</i>	<i>Dia in "</i>	<i>WT 1</i>	<i>WT 2</i>
2003	BTC Lot B1	STA JV	BTC	TURKEY	X-65	200	124	17008	42.00	10.3	20.620
2003	Urengoi-Zapoliarnoe PL	LGSS	Gazprom	RUSSIA	X-70	35	22	2300	56.00	15.70	-
2003	Bacton-Kings Lynn	Murphy UK	Transco	UK	X-80	68	42	3327	48.00	14.30	20.60
2002	PFM rental	Shaw	Various	USA	Various	142	88	0	36.00	0.469	-
2002	Reynosa to San Fernando	Techint	El Paso Pemex	MEXICO	X-65	108	67	9000	36.00	0.469	0.569
2002	Kern River Spread 10	ARB	Williams	USA	X-70	132	82	4447	42.00	0.429	0.720
2002	Kenkiyak-Atyrau	Kazstroiservice	Kaztransoil	KAZAKHSTA	X-70	120	74	12000	24.00	7.00	8.00
2002	NPS48 in Provinces Alberta/British Co	Marine Pipeline	TCPL	CANADA	X-80	64	40	2610	48.00	12.00	16.10
2002	M220 Rental	Derr Steel	NA	USA	Various	0	0	0	48.00	0.750	0.500
2002	Kenkiyak-Atyran	STG	Kaztransoil	KAZAKHSTA	X-65	120	74	9120	24.00	0.314	-
2002	PFM Rental	Umax, Ltd.	Various	USA	Various	0	0	0	16.00	0.811	0.984
2002	Algiers Watermain	Maats	Waterath.	ALGERIA	X-65	15	9	2200	48.00	12.7	-
2002	Petal Gas	M.G. Dyess	El Paso	USA	X-60	8	5	0	16.00		
2002	In Salah	Bechtel	ISG	ALGERIA	X-70	73	45	2978	24.00	0.303	-



<i>Year</i>	<i>Project Name</i>	<i>Contractor</i>	<i>Owning</i>	<i>Location</i>	<i>Material</i>	<i>KM</i>	<i>Miles</i>	<i>Welds</i>	<i>Dia in "</i>	<i>WT 1</i>	<i>WT 2</i>
2002	In Salah	Bechtel	ISG	ALGERIA	X-70	462	287	18687	48.00	0.500	0.547
2002	In Salah	Bechtel	ISG	ALGERIA	X-70	59	37	2462	38.00	0.480	-
2002	Kern River Spreads 5, 9	Gregory & Cook	Williams	USA	X-70	282	175	11500	36.00	0.429	0.618
2002	Kern River Spreads 3, 7	Associated Pipeline	Williams	USA	X-70	240	149	10335	36.00	0.429	0.618
2002	M220's rental	Gregory & Cook	Various	USA	X-65			200	20.00	1.312	1.125
2002	Gas Cap Water Injection	Houston Contractin	Various	USA	X-70	6	4	425	32.00	30.80	-
2002	M-220 Rental	ARB	LADWP	USA	Various			115	36.00		
2002	PFM turnkey	Bristol Metals, L.P.	Various	USA	Various	23	15	0	16.00	1.218	1.375
2002	PFM Sale	Maats	Fujairah WPL	HOLLAND	Various	22	14	0	64.00	0.500	0.561
2002	St. Fergus to Aberdeen	Nacap Lawrence JV	Transco	UK	X-80	52	32	1350	48.00	15.80	21.80
2002	Cambridge to Matching Green	Murphy UK	Transco	UK	X-80	45	28	2100	48.00	15.30	20.60
2002	Baltic Line	LGSS	Transneft	RUSSIA	X-65	110	68	4800	28.00	8.00	9.00
2001	Oz-II Lot II	STG	Sonatrach	ALGERIA	X-70	274	170	22000	34.00	9.50	-
2001	Blue Stream	NGSS	Gazprom	RUSSIA	X-70	70	43	5500	56.00	15.70	18.70



<i>Year</i>	<i>Project Name</i>	<i>Contractor</i>	<i>Owning</i>	<i>Location</i>	<i>Material</i>	<i>KM</i>	<i>Miles</i>	<i>Welds</i>	<i>Dia in "</i>	<i>WT 1</i>	<i>WT 2</i>
2001	Yamal	SMT	Gazprom	RUSSIA	X-70	40	25	2200	56.00	15.70	23.20
2001	Blue Stream	OHS	Botas	TURKEY	X-70	450	279	29000	48.00	14.30	-
2001	In Salah	Bechtel	ISG	ALGERIA	X-70	462	287	35500	24.00	7.10	-
2001	Blue Stream	LGSS	Gazprom	RUSSIA	X-70	70	45	3800	56.00	15.70	18.30
2001	M220 Sale	MG Dyess	Various	USA	Various			0			
2001	HDGP project	Technip/Shoaibi	Aramco	SAUDI ARABI	X-65	196	122	7900	56.00	20.90	-
2001	Haradh Condensate	Technip/Shoaibi	Aramco	SAUDI ARABI	X-65	199	124	8000	48.00	12.5	-
2001	Shetlands	Murphy UK	BP/Amoco	UK	X-65	3	2	450	20.00	1.00	-
2001	Farningham to High Halden	McAlpine/PPS JV	Transco	UK	X-70	37	23	2500	48.00	19.10	-
2001	Medicine Bow Loop	Murphy Brothers	CIG	USA	X-70	248	154	10000	36.00	0.531	0.590
2001	M220 Sale	Transneft	Transneft	RUSSIA	Various			0			
2001	OZ2 Lot 1	Cosider	Sonatrach	ALGERIA	X-70	322	200	16000	34.00	9.50	-
2001	St. Fergus	Nacap Lawrence JV	Transco	UK	X-80	70	44	3450	48.00	15.10	21.80
2001	Ukraine By-Pass	Prometey	Transneft	RUSSIA	X-65	100	62	6000	40.00	10.00	11.00



<i>Year</i>	<i>Project Name</i>	<i>Contractor</i>	<i>Owning</i>	<i>Location</i>	<i>Material</i>	<i>KM</i>	<i>Miles</i>	<i>Welds</i>	<i>Dia in "</i>	<i>WT 1</i>	<i>WT 2</i>
2000	Chechnia bypass	Prometey	Transneft	RUSSIA	X-60	90	56	0	28.00	8.00	-
2000	Drointon to Sutton on the Hill	Murphy UK	Transco	UK	X-70	28	17	1800	48.00	15.90	-
2000	Karacabey - Izmir	Peker	Botas	TURKEY	X-70	232	144	17600	36.00	11.10	-
2000	Vector Pipeline 1	Welded Constructio	Vector	USA	X-70	273	170	11730	42.00	0.414	0.500

